

Understanding the English Language Proficiency Assessments for California (ELPAC)



Entendiendo las Pruebas de Suficiencia en el Idioma Inglés de California (ELPAC)



What is the ELPAC?

The ELPAC is a test that:

Measures how well students understand English when it is not their primary language

Provides information that helps your child's teacher support him or her in the right areas

Provides information to parents about their child's progress in learning in English



¿Qué es ELPAC?

El ELPAC es un examen que:

Mide qué tan bien entienden/saben inglés los estudiantes cuando no es su idioma principal


Proporciona información que ayuda al maestro de su hijo/a a apoyarlo/a en las áreas correctas

Proporciona información a los padres sobre el progreso de sus hijos en el aprendizaje del inglés



What Does the ELPAC Test?

The ELPAC tests four different domain areas:



¿Qué miden las pruebas de ELPAC?

Las pruebas ELPAC miden cuatro áreas distintas:



Comprensión
Auditiva
(Escuchar)



Expresión oral
(Hablar)



Lectura




Escritura

Why Do Students Take the ELPAC?

If a language other than English is identified, California requires students to take the ELPAC.


Identifying students who need help learning in English is important so English learners can get the support they need to do well in school.



¿Por qué toman los estudiantes el ELPAC?

Si se identifica que el idioma principal no es inglés, California requiere que los estudiantes tomen el ELPAC.

La identificación de los estudiantes que necesitan ayuda para aprender inglés es importante para que los estudiantes puedan obtener el apoyo que necesitan para poder desempeñarse bien en la escuela.



The ELPAC Has Two Assessments

Initial
Assessment

Summative
Assessment

El ELPAC tiene dos evaluaciones

Evaluación
Inicial

Evaluación
Sumativa

The Initial ELPAC:

Who:

Students who are new to California schools and who are identified as speaking a language other than English are given the Initial Assessment within 30 days of when they enroll in a California school.

Students only take the Initial Assessment once.

Why:

The Initial Assessment is used to identify students as either an English learner who needs support to learn in English, or as proficient in English.

Evaluación inicial del ELPAC:

¿Quién?:

Los estudiantes que son nuevos en las escuelas de California y que son identificados hablando un idioma distinto del inglés reciben la evaluación inicial dentro de los 30 días después de la inscripción en una escuela de California.

Los estudiantes solo tomarán la evaluación inicial una vez.

¿Por qué?:

La Evaluación inicial se usa para identificar a un estudiante como aprendiz de inglés—o que necesita apoyo para aprender inglés— o proficiente en inglés.

The Summative ELPAC:

Who:

Students who are English learners are given the Summative Assessment each spring between February 1 and May 31 until they are reclassified as English proficient.

Why:

The Summative Assessment is used to measure the progress English learner students are making in listening, speaking, reading, and writing in English. The results help tell the school if the student is ready to be reclassified as proficient in English or if they need more support in learning in English.

Evaluación sumativa del ELPAC:

¿Quién?:

Los estudiantes que están aprendiendo inglés tomarán la evaluación sumativa cada primavera entre el 1 de febrero y el 31 de mayo hasta que sean reclasificados como proficientes en inglés.

¿Por qué?:

La evaluación sumativa se usa para medir el progreso de los estudiantes aprendices de inglés en las áreas de comprensión auditiva, expresión oral, leer y escribir en inglés. Los resultados ayudan a decirle a la escuela/distrito si el estudiante está listo para ser reclasificado como proficientes en inglés o si necesita más apoyo para aprender inglés.

What Information Will I Get About How My Child Did on the ELPAC?

All students who take the ELPAC will receive a Student Score Report that will be mailed home.

The report will let you know how your student performed on the test.

¿Qué información obtendré sobre como hizo mi hijo/a en el ELPAC?

Todos los estudiantes que toman el ELPAC recibirán un Reporte de Puntuaciones del Estudiante que se enviará por correo a casa.

El reporte le dejará saber cómo se desempeñó su estudiante en la prueba.

What Information Will I Get About How My Child Did on the Summative ELPAC?

The report will contain the following information:

Overall Score & Level – to indicate how your child did on the entire test

Oral Language Score & Level – to indicate how your child did on the speaking and listening sections

Written Language Score & Level – to indicate how your child did on the reading and writing sections

Domain Level – to indicate how your child did on each individual section (listening, speaking, reading, writing)

¿Qué información obtendré sobre como hizo mi hijo/a en la evaluación sumativa del ELPAC?

El reporte de puntuaciones de su estudiante tendrá esta información:

Puntuación y nivel general – indica cómo hizo su hijo/a en toda la prueba

Puntuación y nivel de lenguaje oral – indica cómo se desempeño su hijo/a en las secciones de expresión oral y comprensión auditiva

Puntuación y nivel de lenguaje escrito – indica cómo se desempeño su hijo/a en la secciones de lectura y escritura

Nivel de dominio – indica cómo se desempeño su hijo/a en cada sección individual (compresión auditiva (escuchar), expresión oral (hablar), leer y escribir)

Summative ELPAC Student Score Report




STUDENT SCORE REPORT | 2017-2018
 Anita C. Rocco
 SUMMATIVE ASSESSMENT | GRADE 6

(SAMPLE REPORT FOR STUDENT'S FIRST-YEAR SCORES)
 Anita's Grade 6 Results on the
 English Language Proficiency Assessments for California

Anita's overall score of 0000 is in Level 3.

Students at this level have moderately developed English skills.



This was Anita's first time taking the ELPAC. If Anita takes the test again next year, this area will show the score history.

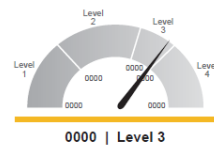
Oral Language Score



The Oral Language Score is a combination of Anita's Listening and Speaking performance, shown below.

	Beginning	Somewhat/Moderately	Well Developed
Listening		✓	
Speaking	✓		

Written Language Score



The Written Language Score is a combination of Anita's Reading and Writing performance, shown below.

	Beginning	Somewhat/Moderately	Well Developed
Reading		✓	
Writing			✓

For more information about this assessment, visit the California Department of Education ELPAC Web site at <https://www.cde.ca.gov/ta/te/ep/>. If you have questions about your child's ELPAC results, please contact your school for more information.

A Parent's Guide to Anita's English Language Proficiency Assessments for California (ELPAC) Score Report

CALIFORNIA DEPARTMENT OF EDUCATION (CDE)

STUDENT #: 9999999999 DATE OF BIRTH: 12/26/2007
 GRADE: 6 TEST DATE: Month Day, 2018

Dear Parent/Guardian of Anita Rocco:

This report shows Anita's results on the English Language Proficiency Assessments for California (ELPAC), the newly developed state test of English language proficiency. The ELPAC provides information about your child's annual progress toward English language proficiency. Because the ELPAC measures new English language development standards, your child's ELPAC results should not be compared to prior test results from the California English Language Development Test (CELDT).

Below is information to help you understand the ELPAC, as well as ideas to support your child's continued English language development.

FOR THE PARENT/GUARDIAN OF:
 ANITA C. ROCCO
 1234 MAIN STREET
 YOUR CITY, CA 12345

SCHOOL: California Unified Charter
 LEA: California Unified
 CDS: 99999919999991-9999

Sincerely,

Tom Torlakson

Tom Torlakson
 State Superintendent of Public Instruction



What Is the ELPAC?

The ELPAC Summative Assessment measures student progress toward meeting the California English Language Development Standards (ELD Standards), which describe the English language skills that students need to succeed in school.

The ELPAC Summative Assessment:

- Is given each spring to students who have been identified as English learners
- Includes questions about Listening, Speaking, Reading, and Writing

Your child's ELPAC results:

- Are one measure of English proficiency that should be viewed with other available information, such as classroom tests, assignments, and grades
- Can be used to help talk to your child's teacher about your child's progress in English language development
- Can be used to determine if a student is ready to be reclassified as fluent English proficient (RFEP)

ELPAC Levels	What Students Can Typically Do at Each Level
LEVEL 4	Students at this level have well developed English skills. <ul style="list-style-type: none"> • They can usually use English to learn new things in school and to interact in social situations. • They may occasionally need help using English.
LEVEL 3	Students at this level have moderately developed English skills. <ul style="list-style-type: none"> • They can sometimes use English to learn new things in school and to interact in social situations. • They may need help using English to communicate on less-familiar school topics and in less-familiar social situations.
LEVEL 2	Students at this level have somewhat developed English skills. <ul style="list-style-type: none"> • They usually need help using English to learn new things at school and to interact in social situations. • They can often use English for simple communication.
LEVEL 1	Students at this level are at a beginning stage of developing English skills. <ul style="list-style-type: none"> • They usually need substantial help using English to learn new things at school and to interact in social situations. • They may know some English words and phrases.

The four ELPAC levels shown above describe what students at each level on the ELPAC can typically do in English. The table below shows how these four ELPAC levels relate to the three proficiency levels described in the ELD Standards.

ELPAC Levels	Level 1	Level 2	Level 3	Level 4
ELD Standards Proficiency Level	Emerging — requires substantial linguistic support	Expanding — requires moderate linguistic support	Bridging — requires light linguistic support	

How can I help my child?

- Read to your child, or have your child read to you, on a regular basis.
- Use pictures and ask your child to tell you what he or she sees in the picture or what is happening in the picture.
- Provide your child with opportunities to use language outside of school.
- Talk to your child's teacher about your child's Listening, Speaking, Reading, and Writing skills to help support your child's progress.


Reporte de puntuaciones de la evaluación sumativa del ELPAC -



STUDENT SCORE REPORT | 2017-2018
Anita C. Rocco
SUMMATIVE ASSESSMENT | GRADE 6

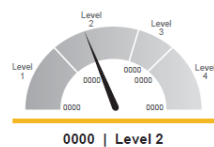
(SAMPLE REPORT FOR STUDENT'S FIRST-YEAR SCORES)
Anita's Grade 6 Results on the
English Language Proficiency Assessments for California

Anita's overall score of 0000 is in Level 3.
Students at this level have **moderately developed** English skills.



This was Anita's first time taking the ELPAC. If Anita takes the test again next year, this area will show the score history.

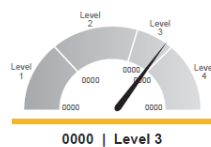
Oral Language Score



The Oral Language Score is a combination of Anita's Listening and Speaking performance, shown below.

	Beginning	Somewhat/Moderately	Well Developed
Listening		✓	
Speaking	✓		

Written Language Score



The Written Language Score is a combination of Anita's Reading and Writing performance, shown below.

	Beginning	Somewhat/Moderately	Well Developed
Reading		✓	
Writing			✓

For more information about this assessment, visit the California Department of Education ELPAC Web site at <https://www.cde.ca.gov/ta/tsp/elp/>. If you have questions about your child's ELPAC results, please contact your school for more information.

A Parent's Guide to Anita's English Language Proficiency Assessments for California (ELPAC) Score Report

CALIFORNIA DEPARTMENT OF EDUCATION (CDE)

STUDENT #: 9999999999 DATE OF BIRTH: 12/26/2007
GRADE: 6 TEST DATE: Month Day, 2018

Dear Parent/Guardian of Anita Rocco:

This report shows Anita's results on the English Language Proficiency Assessments for California (ELPAC), the newly developed state test of English language proficiency. The ELPAC provides information about your child's annual progress toward English language proficiency. Because the ELPAC measures new English language development standards, your child's ELPAC results should not be compared to prior test results from the California English Language Development Test (CELDT).

Below is information to help you understand the ELPAC, as well as ideas to support your child's continued English language development.

FOR THE PARENT/GUARDIAN OF:
ANITA C. ROCCO
1234 MAIN STREET
YOUR CITY, CA 12345

SCHOOL: California Unified Charter
LEA: California Unified
CDS: 99999919999991-9999

Sincerely,

Tom Torlakson

Tom Torlakson
State Superintendent of Public Instruction



What Is the ELPAC?

The ELPAC Summative Assessment measures student progress toward meeting the California English Language Development Standards (ELD Standards), which describe the English language skills that students need to succeed in school.

The ELPAC Summative Assessment:

- Is given each spring to students who have been identified as English learners
- Includes questions about Listening, Speaking, Reading, and Writing

Your child's ELPAC results:

- Are one measure of English proficiency that should be viewed with other available information, such as classroom tests, assignments, and grades
- Can be used to help talk to your child's teacher about your child's progress in English language development
- Can be used to determine if a student is ready to be reclassified as fluent English proficient (RFEP)

ELPAC Levels	What Students Can Typically Do at Each Level
LEVEL 4	Students at this level have well developed English skills. <ul style="list-style-type: none"> • They can usually use English to learn new things in school and to interact in social situations. • They may occasionally need help using English.
LEVEL 3	Students at this level have moderately developed English skills. <ul style="list-style-type: none"> • They can sometimes use English to learn new things in school and to interact in social situations. • They may need help using English to communicate on less-familiar school topics and in less-familiar social situations.
LEVEL 2	Students at this level have somewhat developed English skills. <ul style="list-style-type: none"> • They usually need help using English to learn new things at school and to interact in social situations. • They can often use English for simple communication.
LEVEL 1	Students at this level are at a beginning stage of developing English skills. <ul style="list-style-type: none"> • They usually need substantial help using English to learn new things at school and to interact in social situations. • They may know some English words and phrases.

The four ELPAC levels shown above describe what students at each level on the ELPAC can typically do in English. The table below shows how these four ELPAC levels relate to the three proficiency levels described in the ELD Standards.

ELPAC Levels	Level 1	Level 2	Level 3	Level 4
ELD Standards Proficiency Level	Emerging — requires substantial linguistic support	Expanding — requires moderate linguistic support	Bridging — requires light linguistic support	

How can I help my child?

- Read to your child, or have your child read to you, on a regular basis.
- Use pictures and ask your child to tell you what he or she sees in the picture or what is happening in the picture.
- Provide your child with opportunities to use language outside of school.
- Talk to your child's teacher about your child's Listening, Speaking, Reading, and Writing skills to help support your child's progress.

The School's Role: Supporting Your Child's Success

Your child's teacher is the best place to start if you have any questions.

Here at PUSD, we have the following programs in place to help support English learner students:

- *Imagine Learning (computer program)*
- *iReady (computer program)*
- *Expanded Learning (after school program)*



El papel de la escuela: Apoyar el éxito de su hijo/a

El maestro de su hijo/a es el mejor lugar para comenzar si tiene alguna pregunta de como puede ayudar.

Aquí en el PUSD, tenemos los siguientes programas implementados para ayudar a los estudiantes aprendices de inglés:

- *Imagine Learning* (programa en computadora)
- *iReady* (programa en computadora)
- *Expanded Learning* (programa después de la escuela)



How You Can Help Support Your Child's Success

Ask your child's teacher:

- In what areas is my child doing well?
- In what areas might my child need some extra support?
- How can I help support my child at home?
- How are you supporting my child at school?



¿Cómo puede apoyar el éxito de su hijo/a?

Pregúntele al maestro de su hijo/a:

- ¿En qué áreas va bien mi hijo/a?
- ¿En qué áreas necesita mi hijo/a más apoyo?
- ¿Cómo puedo apoyar/ayudar a mi hijo/a en la casa?
- ¿Cómo están apoyando a mi hijo/a en la escuela?



How You Can Help Support Your Child's Success (cont.)

- Read to your child, or have your child read to you, on a regular basis.
- Use pictures and ask your child to tell you what he or she sees in the picture or what is happening in the picture.
- Provide your child with opportunities to use language outside of school.
- Encourage your child to try their best because the tests are important.



¿Cómo puede apoyar el éxito de su hijo/a? (cont.)

- Leerle a su hijo/a o pedirle a su hijo/a que le lea a usted de manera regular.
- Use dibujos y pídale a su hijo/a que le diga lo que él o ella ve, o lo que está sucediendo en cada dibujo.
- Proporcione oportunidades para que su hijo/a use el lenguaje de inglés fuera de la escuela.
- Anime a su hijo/a a esforzarse en las pruebas para demostrar lo que sabe y por qué son importantes.



How Can I Learn More About the Tests My Child is Taking?

Review the Parent Guide to Understanding

- Available in seven languages
- <https://www.cde.ca.gov/ta/tg/ep/elpacparentguide.asp>

Take an ELPAC Practice Test with your child at home

- <http://www.elpac.org/resources/practicetests/>

¿Cómo puedo obtener más información sobre las pruebas que mi hijo/a está tomando?

Repase el guía de padres para comprender las pruebas de ELPAC

- Disponible en siete idiomas

<https://www.cde.ca.gov/ls/pf/c19/documents/elpacpgtuspa.pdf>

Tome la prueba de práctica de ELPAC con su hijo/a en casa

- <http://www.elpac.org/resources/practicetests/>