





Different Ways to Make a Number

Name: _____

Directions: Determine the different ways you can make the number _____. Show the different ways by writing the number showing regrouping, writing the number of tens and ones, and drawing a picture.

Number	Tens and Ones	Picture
	_____ tens and _____ ones	

EXAMPLE:

Number	Tens and Ones	Picture
43	4 tens and 3 ones	
^{3 13} 43	3 tens and 13 ones	
^{2 23} 43	2 tens and 23 ones	
^{1 33} 43	1 ten and 33 ones	
^{0 43} 43	0 tens and 43 ones	